

The logo is a stylized black emblem centered on the page. It features a large, bold '5' with a circular element at its base, resembling a bell or a musical instrument. The background of the entire page is a complex, symmetrical pattern of thin, light-colored lines that create a sense of depth and geometric complexity, radiating from the center.

**MIT 2025 BRASS RAT**

2025 BRASS RAT





MIT's class ring is formally called the Standard Technology Ring, but it is better known as the Brass Rat. The tradition of our class ring first started in 1929, when the senior class president, C. Brigham Allen, assembled a committee tasked with designing the ring. The first debate centered around which symbol of the institute to honor on the main face of the ring - the Great Dome or a beaver. Eventually the beaver was chosen, at the same time as it was declared our official mascot, for "his engineering, mechanical skills, and industry" along with "his habits [that] are peculiarly our own, [as] he does his best work in the dark." The ring originally had three main faces; the bezel, featuring the beaver, the class shank, depicting the Great Dome and the class year, and what later became the seal shank, proudly displaying "MIT."



BEZEL

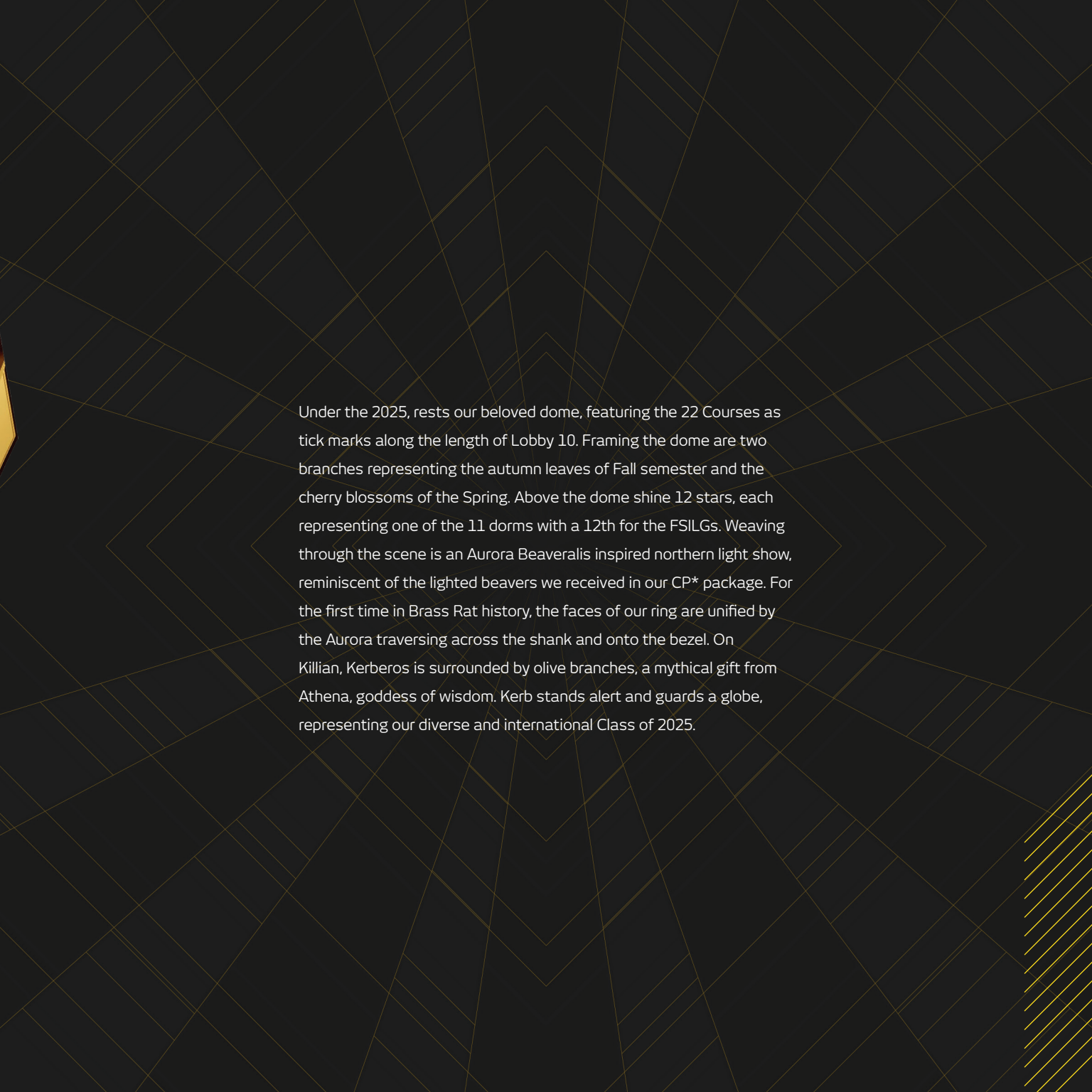




At the heart of the Brass Rat is the beaver: nature's engineer and the traditional face of the ring. Our beaver proudly wears a 2025 Brass Rat and holds its diploma as it looks back fondly on its time at MIT. Sitting next to the 158 Smoot mark, the beaver celebrates the 25's as the 158th graduating class of MIT and showcases the 66 countries the 2025's call home in its tail. The bezel is an eastward snapshot of the Charles River highlighting many of the Boston and Cambridge landmarks we know and love. For the first time, the bezel features both the days and nights we spend together on campus, the Lisa T. Su building, and the Boston Public Library. To commemorate our MIT experience, the bezel also illustrates many of the events that have taken place during our time on campus so far: the filming of *Black Panther: Wakanda Forever*, the Alchemist wizard hat hack, the disappearance of the Random House milk, and the Institute-wide dance party honoring the retirement of President Reif. In typical MIT fashion, the scene is also dotted with hidden messages and references including some in binary and morse code.

CLASS SHANK



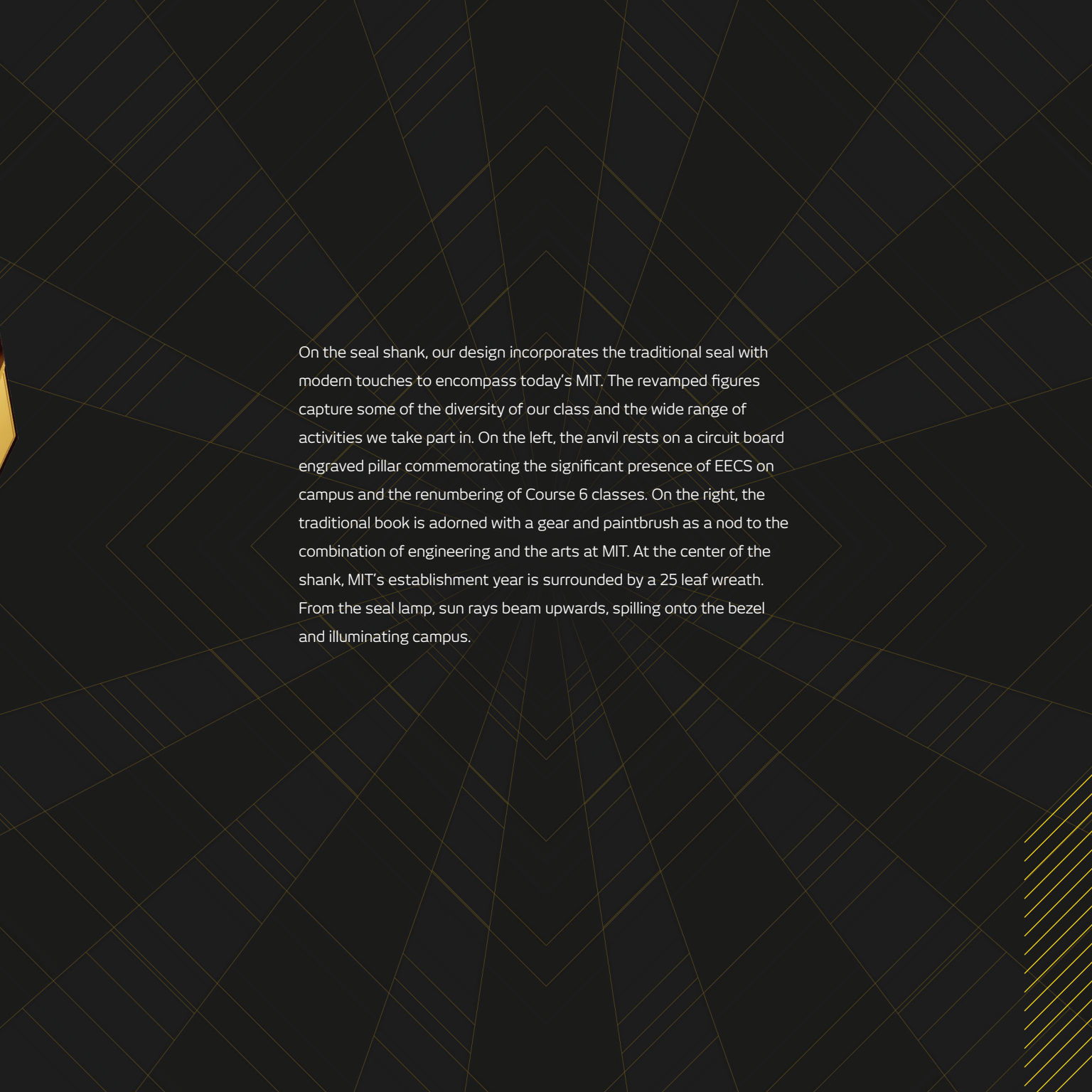


Under the 2025, rests our beloved dome, featuring the 22 Courses as tick marks along the length of Lobby 10. Framing the dome are two branches representing the autumn leaves of Fall semester and the cherry blossoms of the Spring. Above the dome shine 12 stars, each representing one of the 11 dorms with a 12th for the FSILGs. Weaving through the scene is an Aurora Beaveralis inspired northern light show, reminiscent of the lighted beavers we received in our CP\* package. For the first time in Brass Rat history, the faces of our ring are unified by the Aurora traversing across the shank and onto the bezel. On Killian, Kerberos is surrounded by olive branches, a mythical gift from Athena, goddess of wisdom. Kerb stands alert and guards a globe, representing our diverse and international Class of 2025.

SEAL SHANK








On the seal shank, our design incorporates the traditional seal with modern touches to encompass today's MIT. The revamped figures capture some of the diversity of our class and the wide range of activities we take part in. On the left, the anvil rests on a circuit board engraved pillar commemorating the significant presence of EECS on campus and the renumbering of Course 6 classes. On the right, the traditional book is adorned with a gear and paintbrush as a nod to the combination of engineering and the arts at MIT. At the center of the shank, MIT's establishment year is surrounded by a 25 leaf wreath. From the seal lamp, sun rays beam upwards, spilling onto the bezel and illuminating campus.

CAMBRIDGE SKYLINE







After graduation, the wearer will flip their Brass Rat so the Cambridge Skyline is facing them, symbolizing looking back at their time at MIT. This depiction of the Skyline features some of the MIT buildings most significant to our class. Kresge sits on the far left of the Skyline, followed by the Stratton Student Center and the MIT Chapel. These buildings mark the western side of campus: spaces for expression & beliefs. The most recognizable part of campus, the notorious Great Dome sits in the center of the Cambridge Skyline. Stata, the Green Building, and the MIT Museum are featured to the right of the dome, showcasing our unique architecture and value of history and ideation. Situated in the Charles River below Kresge, a beaver swims fiercely, resembling the MIT athletics logo and the endeavors of our student athletes. A pair of crew boats is present in the right side of the Charles, one with two rowers and the other with five.

BOSTON SKYLINE



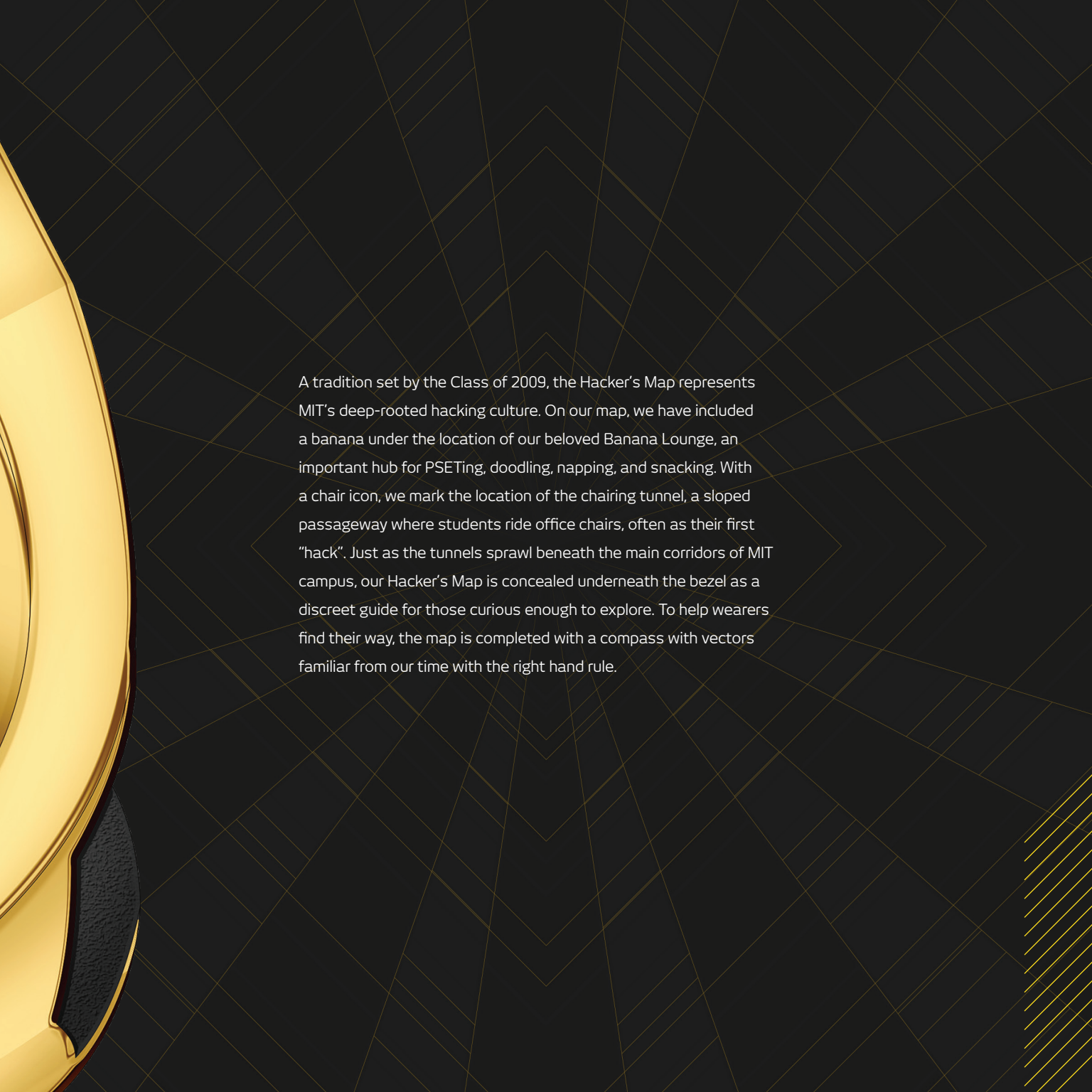


As we finish our undergraduate careers, we will wear the Brass Rat so that the Boston Skyline faces us. The Boston Skyline is a symbol of Boston as a memorial to revolution and monument of innovation. The sky is pitch-black to match the view of the city students have at night, complimenting the day and night scheme of our Brass Rat. In the sky, an airplane departing from Logan Airport reminds us of our origins spanning continents and our potential to service the world. A rising meteor above the Harvard Bridge reflects the success of NASA's Double Asteroid Redirection Test our freshman and sophomore years. On the left hand side, an obelisk from the Leonard P. Zakim Bunker Hill Memorial Bridge protrudes into the night sky adjacent to TD Bank Garden. Faneuil Hall, a key feature of Quincy Market and Boston's colonial past, stands to TD Garden's immediate right. From left to right, the Hancock Tower, 111 Huntington, Prudential Center, and One Dalton emblaze our night sky, representing Boston's High Spine. Harvard Bridge serves as a link between Cambridge and Boston. Past the Harvard Bridge, the iconic Citgo Sign and Fenway Park (spotlights included) encapsulate the Bostonian culture and spirit. Adrift in the Charles River, below the Zakim Bridge, a sailboat with a unique 25 sail, sets sail towards our campus home.



HACKER'S MAP





A tradition set by the Class of 2009, the Hacker's Map represents MIT's deep-rooted hacking culture. On our map, we have included a banana under the location of our beloved Banana Lounge, an important hub for PSETing, doodling, napping, and snacking. With a chair icon, we mark the location of the chairing tunnel, a sloped passageway where students ride office chairs, often as their first "hack". Just as the tunnels sprawl beneath the main corridors of MIT campus, our Hacker's Map is concealed underneath the bezel as a discreet guide for those curious enough to explore. To help wearers find their way, the map is completed with a compass with vectors familiar from our time with the right hand rule.

## RING PRICING

Size	10K	14K	18K	Ultrium®	Extreme Silver®	Ultrium® PVD Brass, Stealth or Prism
X-Small	\$545	\$677	\$930	\$150	\$260	\$280
Small	\$610	\$776	\$1101	\$150	\$295	\$280
Medium	\$811	\$1108	\$1562	\$150	\$335	\$280
Large	\$950	\$1270	\$1857	\$150	\$380	\$280

### Pricing includes:

Choice of ring finish.

Inside engraving (up to 17 characters) in script or block lettering.

White gold available for \$20 extra. Rose gold available for \$50 extra.

Limited Lifetime Warranty.

\*Other options may be available. See your local sales professional for details.

\*Ultrium® PVD cannot be guaranteed for ring delivery, and special 2 year warranty applies.

## RING ORDERING

Visit [brassrat.mit.edu](https://brassrat.mit.edu) for on-campus order dates or contact your

MIT ring specialist, **Jeff Quirk** at **401.383.0028** or [jquirk@herffjones.com](mailto:jquirk@herffjones.com).

## MIT ACCESSORIES

To order MIT accessories, visit [mitbrassrat.com](https://mitbrassrat.com).

## COMPANION RING

Students purchasing a gold MIT ring are eligible to purchase a companion ring of the same size and in Ultrium® for \$75 or Ultrium® PVD for \$205.



## PAYMENT OPTIONS

Herff Jones is proud to announce a new partnership with PayPal. PayPal is one of the world's most trusted payment providers. A recognized, secure payment processor you can be comfortable with. You may Pay-In-Full with a card of your choice using PayPal secure checkout, or you may select PayPal Pay in 4 (Interest-Free) to spread out your balance in 4 easy payments (total divided into 4 easy payments). You may also select PayPal Credit to spread your payments over 6 months.

## WARRANTY

Herff Jones stands behind each ring we sell. Each of the custom features of your ring are carefully and skillfully crafted. Herff Jones fully warrants the ring to be free from defects in workmanship and/or material for the lifetime of the ring. If the ring cannot be repaired or replaced, a refund will be made.

The following services will be performed free of charge for life:

- Repair defects in workmanship or material
- Restore the original finish of the ring
- Resize the ring

To make a claim under this warranty, email [warrantyservices@herffjones.com](mailto:warrantyservices@herffjones.com) or call toll-free **800.451.3304**.

## LOST RING POLICY

Our Lost Ring Program (LRP) is designed to make replacing a ring as painless as possible. In the event of loss or theft of a customer's MIT Ring, Herff Jones will create a duplicate ring. The one time replacement ring will require a \$100 deductible, shipping and handling fee and any applicable taxes and is in effect for six (6) years from date of purchase. Companion rings and accessories are not covered, and do not qualify for the Lost Ring Protection Program.

## FAILURE TO GRADUATE

In the event that a student fails to graduate or changes class year from MIT, Herff Jones will allow the student to return their ring for a full refund. Trade in your Brass Rat for your new graduation year. Verification needed.



## GO TO BRASSRAT.MIT.EDU

You'll have a few decisions to make as you move through the process of ordering your ring. Be sure to include your parents in this important decision. To make your Brass Rat uniquely yours, you will make the following selections:

### Step 1 Choose bezel size.



Large



Medium



Small



Extra Small

### Step 2 Choose metal.



Yellow Gold



White Gold



Rose Gold



Extreme Silver



Ultrium

### Step 3 Choose finish.



Natural



\*Light Antique



Antique



\*\*Brass



\*\*Stealth



\*\*Prism

### Step 4 Choose palmside.



\*\*\*Sculpted



Smooth

\*Yellow gold only. \*\*Ultrium rings only. \*\*\*\$25 extra.

Note: Colors and finishes may vary slightly from the images

**Step 5 Choose engraving.** You can include your initials or full name on the inside band of your ring.

**Step 6 Find your ring size.** You have a few options to get your ring size. You can use our RightSize app by texting SIZE to 70934. Visit Herff Jones during the on-campus events.

**Step 7 Purchase a Companion Ring and Accessories.** When you purchase a gold ring, you can add an Ultrium companion ring for an additional \$75. Accessories also available such as the official MIT ring box to store your ring. Order online at [brassrat.mit.edu](https://brassrat.mit.edu).

## 2025 RING COMMITTEE



**Front row left to right:** Hanu Park, Sabrina Su, Jenna Houle (sideways), Jolie Kim, Iris Yang

**Second row:** Miles Roper, Lauren Davis, Brennan Hoppa, Jennifer Zhang, Emily Jin, Nicolas Camenisch, Ning Zhang



**FOR QUESTIONS, CONTACT:  
HERFF JONES CUSTOMER SERVICE**

877.454.7231 • [MITSupport@herffjones.com](mailto:MITSupport@herffjones.com)

**JEFF QUIRK MIT RING SPECIALIST**

401.383.0028 • [jpquirk@herffjones.com](mailto:jpquirk@herffjones.com)

**[BRASSRAT.MIT.EDU](http://BRASSRAT.MIT.EDU)**

